



CUSH-A-BLOCK®

HVAC | PIPE & CONDUIT | SOLAR RACKING | ROOFTOP WALKWAYS



Green Product - Not Just Because of its Color

Embedded Fasteners



No Rust
on the Roof

Easy-carry Hand Grip



Simple to
Lift and Carry

Water Flow-through



Helps Prevent
Mold & Ice Dams

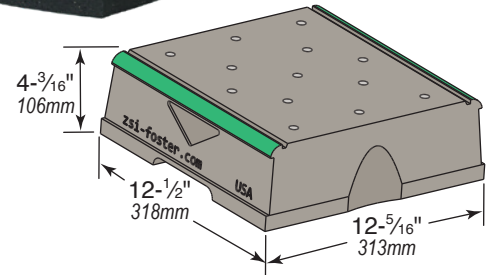
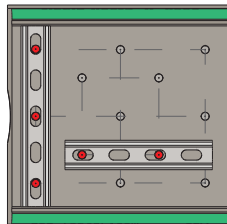
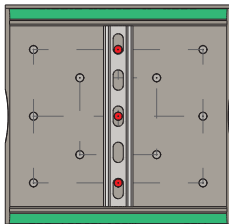
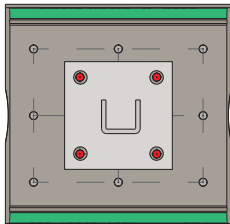
- 100% Recycled Rubber Qualifies for LEED Credits
- Meets the Buy America Act and ARRA
- Resistant to Freeze and Thaw

- Dampens Vibrations
- Compatible with Most Rooftop Materials
- Eco-Green Reflective Safety Strip Won't Peel

Cush-a-Block Biggie - CBB Series

Part No.	Uniform Load
CBB	7,500 lbs (33.36 kN)

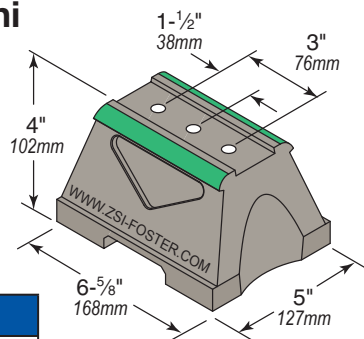
Spacing of embedded fasteners allow direct attachment of strut fittings and channel to the Biggie Block




Cush-a-Block Mini CBM Series



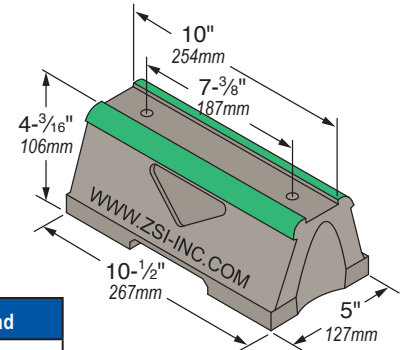
Part No.	Uniform Load
CBM	400lbs (1.78 kN)



Cush-a-Block CBN Series



Part No.	Uniform Load
CBN	2,500 lbs (11.12 kN)



ZSIINC.COM | 800-323-7053

ZSi & Wesanco are part of the Ideal Tridon Group. Learn more at idealtridongroup.com



CBN Series

Support With
Metal Channel




Shown with $\frac{13}{16}$ " Strut

Part No.			No. of Bases	Strut Length	Uniform Load Lbs (kN)*
$\frac{13}{16}$ " (21mm) Channel	$1\frac{5}{8}$ " (41mm) Channel	$2\frac{7}{16}$ " (62mm) Channel			
CBN1S	CBN1D	CBN1RD	1	10" (254mm)	2,500 * (11.12 kN)
CBN2S	CBN2D	CBN2RD	2	23 $\frac{1}{2}$ " (597mm)	5,000 * (22.24 kN)
CBN3S	CBN3D	CBN3RD	3	35 $\frac{1}{2}$ " (902mm)	7,500 * (33.36 kN)
CBN4S	CBN4D	CBN4RD	4	47 $\frac{1}{2}$ " (1.2m)	10,000 * (44.48 kN)

CBN-PRB Series

Support With Pipe Roller &
 $1\frac{5}{8}$ " (41mm) Channel



Part No.	Roller Pipe (O.D.)	Height	Uniform Load
CBN1PRB	1" to 2"	8" (203mm)	2,500 lbs* (11.12 kN)
CBN2PRB	2" to 3 $\frac{1}{2}$ "		
CBN3PRB	4" to 6"	8 $\frac{1}{8}$ " (206mm)	2,500 lbs* (11.12 kN)
CBN4PRB	8" to 10"	10 $\frac{5}{16}$ " (262mm)	

CBN-BR Bridge Series


Support with $1\frac{5}{8}$ " (41mm) Channel



Part No.	Strut Length	Uniform Load
CBN28BR	28" (711mm)	1,491 lbs * (6.63 kN)
CBN36BR	36" (914mm)	1,160 lbs* (5.15 kN)
CBN42BR	42" (1m)	994 lbs* (4.42 kN)
CBN50BR	50" (1.2m)	835 lbs* (3.71 kN)
CBN60BR	60" (1.5m)	696 lbs* (3.09 kN)

CBN-EX Extension Series

Support with $\frac{3}{8}$ " Threaded Rod Extension and Raised Channel



Part No.	Height	Strut Size	Uniform Load
CBN8EX	8" (203mm)	$\frac{13}{16}$ " (21mm)	1,000 lbs * (4.44 kN)
CBN12EX	12" (305mm)		1,000 lbs * (4.44 kN)
CBN16EX	16" (406mm) 2 Bases	$1\frac{5}{8}$ " (41mm)	2,000 lbs * (8.89 kN)

CBN-RB Raised Bridge Series

Raised Bridge Medium Support with 2 CBN Bases
& $1\frac{5}{8}$ " (41mm) Channel



Part No.	Total Width	Strut Width	Uniform Load
CBN1RB	18.65" (474mm)	12" (305mm)	3,000 lbs* (13.34 kN)
CBN2RB	30.65" (779mm)	24" (610mm)	1,500 lbs* (6.67 kN)

CBN-RB Raised Bridge Series

Raised Bridge Heavy Support with 2 CBN Bases
& 3- $\frac{1}{4}$ " (83mm) Back-to-Back Channel



Part No.	Strut Width	Uniform Load
CBN3RB	24" (610mm)	2,500 lbs* (15.56 kN)
CBN4RB	36" (914mm)	2,500 lbs* (14.45 kN)

* This load is only for the capacity of the components in this assembly. Please consult roofing manufacturer or engineer for roof load capacity.

CBN-DS Adjustable Duct Series

Adjustable Width and Height Duct Support with 1-5/8" (41mm) Channel

Part No.	Width		Height	Uniform Load at Min. Width *
	Min.	Max.		
CBN1DS	19 1/4" (489mm)	26 3/4" (679mm)	28.813" (732mm)	1,909 lbs* (8.49 kN)
CBN2DS	24 7/8" (632mm)	39 7/8" (1m)		1,477 lbs* (6.57 kN)
CBN3DS	38" (987mm)	62 3/8" (1.6m)		967 lbs* (4.30 kN)
CBN4DS	62 3/8" (1.6m)	103 5/8" (2.6m)		589 lbs* (2.62 kN)
CBN5DS	19 1/4" (489mm)	26 3/4" (679mm)	36" (914mm)	1,909 lbs* (8.49 kN)
CBN6DS	24 7/8" (632mm)	39 7/8" (1m)		1,477 lbs* (6.57 kN)
CBN7DS	38" (987mm)	62 3/8" (1.6m)		967 lbs* (4.30 kN)
CBN8DS	62 3/8" (1.6m)	103 5/8" (2.6m)		589 lbs* (2.62 kN)



CBN-DSFW Fixed Duct Series

Fixed Width Duct Support with 1-5/8" (41mm) Channel



Part No.	Height	Width	Base Length	No. of Bases	Uniform Load Capacity Lbs(kN) *
CBN1-DSFW	23" (584mm)	18" (457mm)	24" (610mm)	4	2042 * (9.08 kN)
CBN2-DSFW		24" (610mm)			1531 * (6.81 kN)
CBN3-DSFW		36" (914mm)			1021 * (4.54 kN)
CBN4-DSFW		48" (1.2m)			766 * (3.40 kN)
CBN5-DSFW	29" (737mm)	18" (457mm)	24" (610mm)	4	2042 * (9.08 kN)
CBN6-DSFW		24" (610mm)			1531 * (6.81 kN)
CBN7-DSFW		36" (914mm)			1021 * (4.54 kN)
CBN8-DSFW		48" (1.2m)			766 * (3.40 kN)
CBN9-DSFW	41" (1m)	18" (457mm)	24" (610mm)	4	2042 * (9.08 kN)
CBN10-DSFW		24" (610mm)			1531 * (6.81 kN)
CBN11-DSFW		36" (914mm)			1021 * (4.54 kN)
CBN12-DSFW		48" (1.2m)			766 * (3.40 kN)
CBN13-DSFW	53" (1.3m)	18" (457mm)	36" (914mm)	6	2042 * (9.08 kN)
CBN14-DSFW		24" (610mm)			1531 * (6.81 kN)
CBN15-DSFW		36" (914mm)			1021 * (4.54 kN)
CBN16-DSFW		48" (1.2m)			766 * (3.40 kN)

CBM Mini Series

Support With Metal Channel



Part No.		Uniform Load
1 3/16" (21mm) Channel	1 5/8" (41mm) Channel	
CBM1S	CBM1D	400 lbs * (1.78 kN)

CBM Mini REX Series

Support With Raised 1-5/8" (41mm) Channel




Part No.	Height	Uniform Load
CBM10REX	10" (254mm)	175 lbs * (0.78 kN)
CBM12REX	12" (305mm)	

* This load is only for the capacity of the components in this assembly. Please consult roofing manufacturer or engineer for roof load capacity.

CBMPP Mini Series

Support With Raised
SPP Cush-A-Ring Clamp
for PEX, CPVC, or PVC Pipe



Part No.	D (mm)	PVC / CPVC	PEX	Load Capacity
CBMPP2	0.591" - 0.709" (15 - 18mm)	3/8"	1/2"	125 lbs * (0.56 kN)
CBMPP3	0.787" - 0.906" (20 - 23mm)	1/2"	3/4"	
CBMPP4	0.984" - 1.102" (25 - 28mm)	3/4"	1"	
CBMPP5	1.22" - 1.378" (31 - 35mm)	1"	1 1/4"	
CBMPP6	1.575" - 1.693" (40 - 43mm)	1 1/4"	1 1/2"	
CBMPP7	1.89" - 2.087" (48 - 53mm)	1 1/2"	-	
CBMPP8	2.126" - 2.205" (54 - 56mm)	-	2"	
CBMPP9	2.362" - 2.559" (60 - 65mm)	2"	-	
CBMPP10	2.756" - 2.992" (70 - 76mm)	2 1/2"	-	
CBMPP11	3.386" - 3.583" (86 - 91mm)	3"	-	
CBMPP12	4.331" - 4.488" (110 - 114mm)	4"	-	

CBMTRH Series

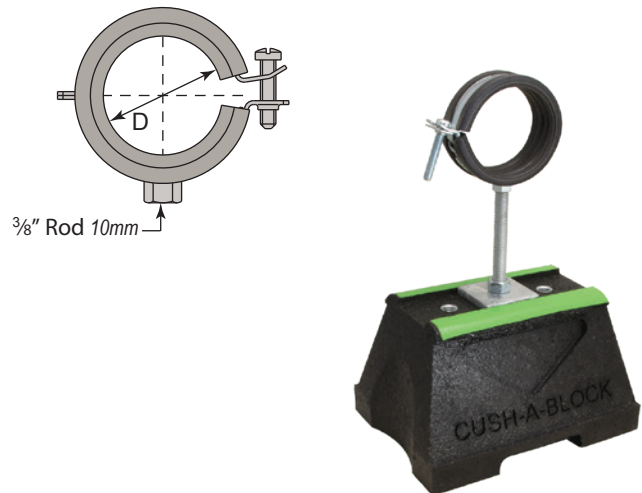
Support with Raised TRH Hanger System for
Cable runs or Insulated Flow and Return Lines

Part No.	Flow & Return Pipe Pairs	Uniform Load Lbs (kN) *
CBMTRH2	3/8" Liquid & 5/8" Gas	175 (0.78 kN)
CBMTRH3	1/2" Liquid & 7/8" Gas	
CBMTRH4	5/8" Liquid & 1-1/8" Gas	
CBMTRH5	---	



CBMPH Mini Series

Support With Raised SPH Cush-A-Ring Clamp
for Copper Tube or Steel Tube or Pipe




Part No.	D	IP	CT	Uniform Load
CBMPH1	0.433" - 0.551" (11 - 14mm)	1/4"	3/8"	125 lbs* (0.56 kN)
CBMPH2	0.591" - 0.709" (15 - 18mm)	3/8"	1/2"	
CBMPH3	0.787" - 0.906" (20 - 23mm)	1/2"	3/4"	
CBMPH4	0.984" - 1.102" (25 - 28mm)	3/4"	1"	
CBMPH5	1.22" - 1.378" (31 - 35mm)	1"	1 1/4"	
CBMPH6	1.575" - 1.693" (40 - 43mm)	1 1/4"	1 1/2"	
CBMPH7	1.89" - 2.087" (48 - 53mm)	1 1/2"	-	
CBMPH8	2.126" - 2.205" (54 - 56mm)	-	2"	
CBMPH9	2.244" - 2.48" (57 - 63mm)	2"	-	
CBMPH10	2.52" - 2.756" (64 - 70mm)	-	2 1/2"	
CBMPH11	2.874" - 3.15" (73 - 80mm)	2 1/2"	3"	
CBMPH12	3.268" - 3.583" (83 - 91mm)	3"	-	
CBMPH13	3.937" - 4.134" (100 - 105 mm)	-	4"	
CBMPH14	4.252" - 4.488" (108 - 114mm)	4"	-	

HVAC | Pipe & Conduit | Solar Racking | Rooftop Walkways

The channel for Cush-A-Block support assemblies includes a variety of options. The strut can be made in special lengths, finishes, and alloys including Aluminum, Stainless Steel both 304 & 316, PVC coated, Powder coated, Zinc Trivalent Chromium, Pre-Galvanized and Hot Dipped Galvanized.

Embedded nut eliminates any thru holes and prevents leaks or any rust from forming on the underside of the fastener.



ZSIINC.COM | 800-323-7053

ZSi & Wesanco are part of the Ideal Tridon Group. Learn more at idealtridongroup.com

© Copyright 2024 Ideal Tridon Group / Printed & Designed in the USA / 03-24

